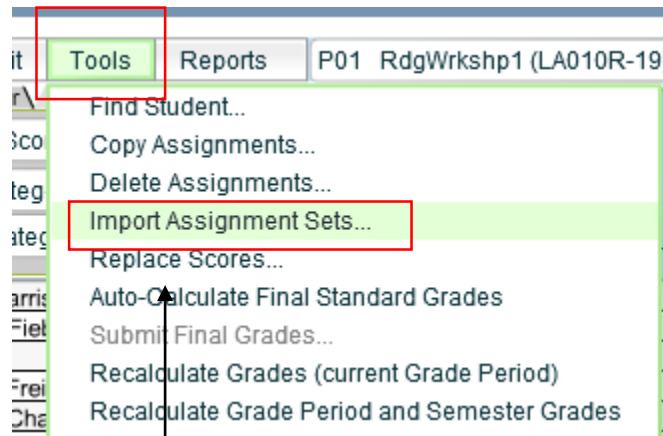
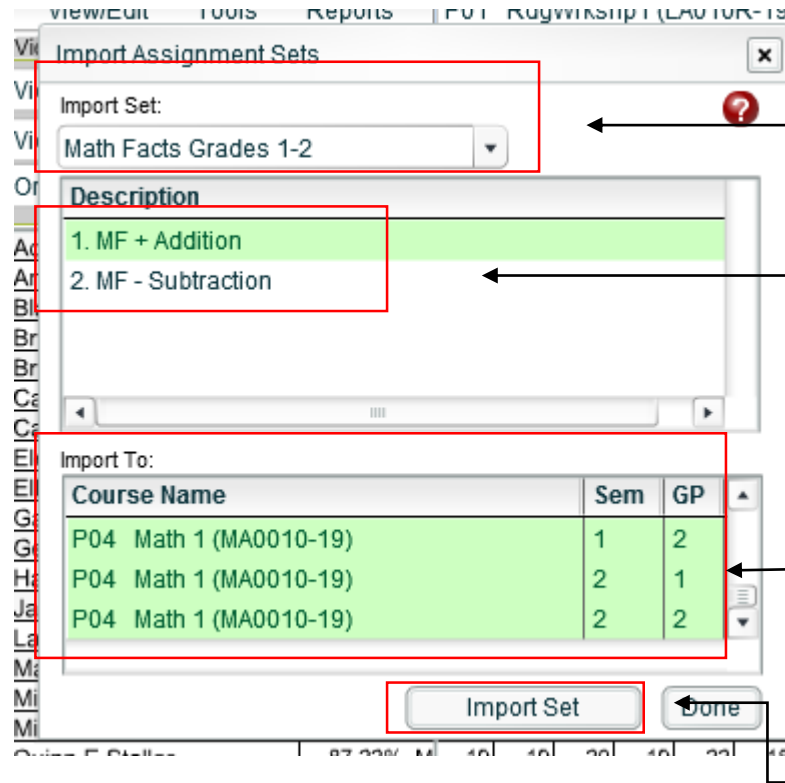


# Math Facts – Grade 1 & 2



Click on **Tools – Import Assignment Sets**



Select **Math Facts Grades 1 – 2** from drop down

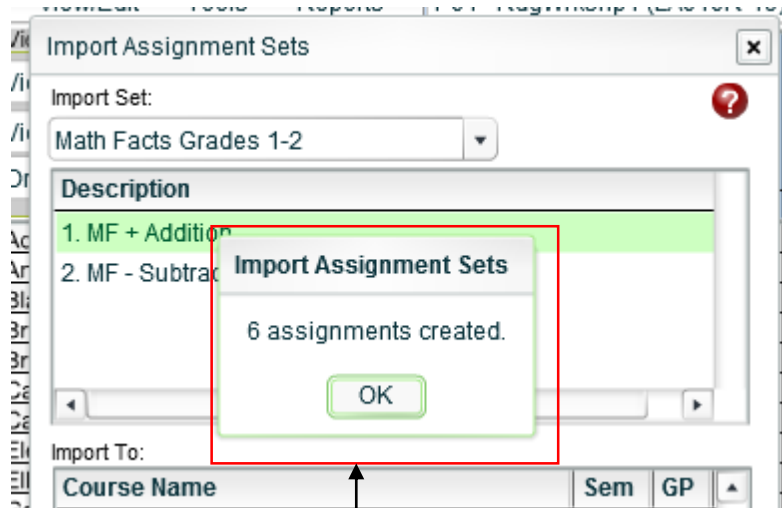
Left click on **1. MF +Addition** (*only need to select one, it will import both*)

Left click on **Math Sem 1 – GP2**, hold down CTRL key and select **Sem 2 – GP1 & Sem 2 & GP2**.

Click **Import Set**

**Math Facts are imported to Math course**

# Math Facts – Grade 1 & 2



Assignments were successfully imported!

View/Edit		Tools		Reports		P04 Math 1 (MA0010-19)					
View & Order \		Score Status \									
View Raw Scores		View All Categories		Order by Category			MF + Addition	MF - Subtraction	One more, one less.	Quizizz Test	Football Fun-Graphin
							100	100	24	18	8
									19	15	8
									12	10	8
									24	14	8
									18	14	8
									18	14	8

Math Facts imported in gradebook

View/Edit		Tools		Reports		P04 Math 1 (MA0010-19)					
View & Order \		Score Status \									
View Letter Grades		View All Categories		Order by Category			MF + Addition	MF - Subtraction	One more, one less.	Quizizz Test	Football Fun-Graphin
							100	100	24	18	8
8.97%	M		M		P				P	M	E
9.56%	N								N	N	N
7.50%	M								E	P	P
2.35%	M								P	P	P

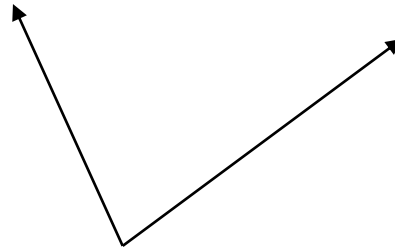
Type appropriate letter or leave blank. Refer to Math Facts legend (see next page)

# Math Facts – Grade 1 & 2

Math Facts	1	2	3	4
+ Addition				
- Subtraction		P		

Math Facts Performance Level	
M	Meets Grade Level Expectations
P	Progressing Toward Grade Level Expectations
N	Not Meeting Grade Level Expectations
Blank	Not Assessed

\_\_\_\_\_ Promotion In Question



Math Facts as it appears on the gradecard. There will be **NO** Math Facts grade for 1<sup>st</sup> quarter.