

Setting iPad Restrictions

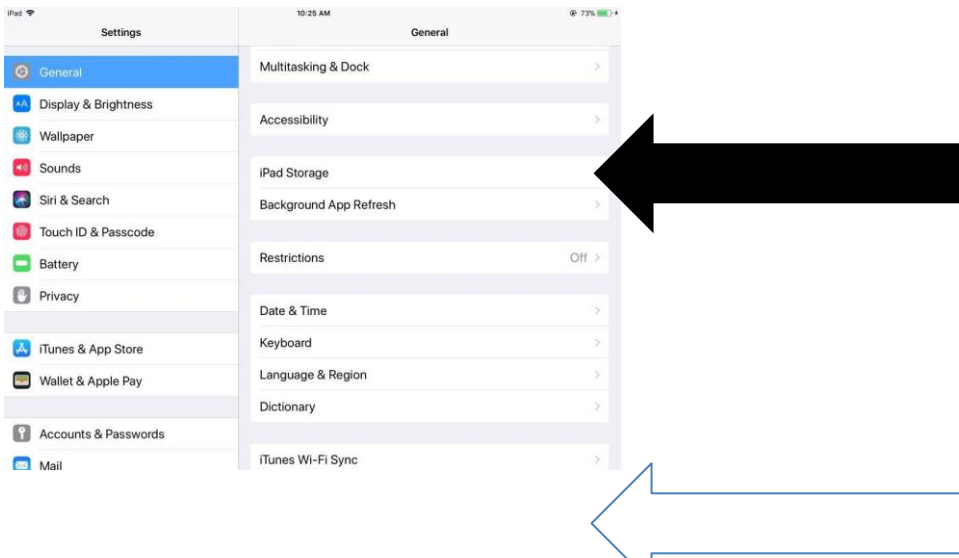
If a child has difficulty balancing iPad schoolwork time with entertainment time, consider adding restrictions to the iPad. Please note: restricting Safari on the iPad will prevent the student from accessing many textbooks, as well as the digital assignments sent to the student by the teacher in certain textbooks. EACS recommends parents DO NOT restrict Safari.

Step 1: Remove Unnecessary Apps

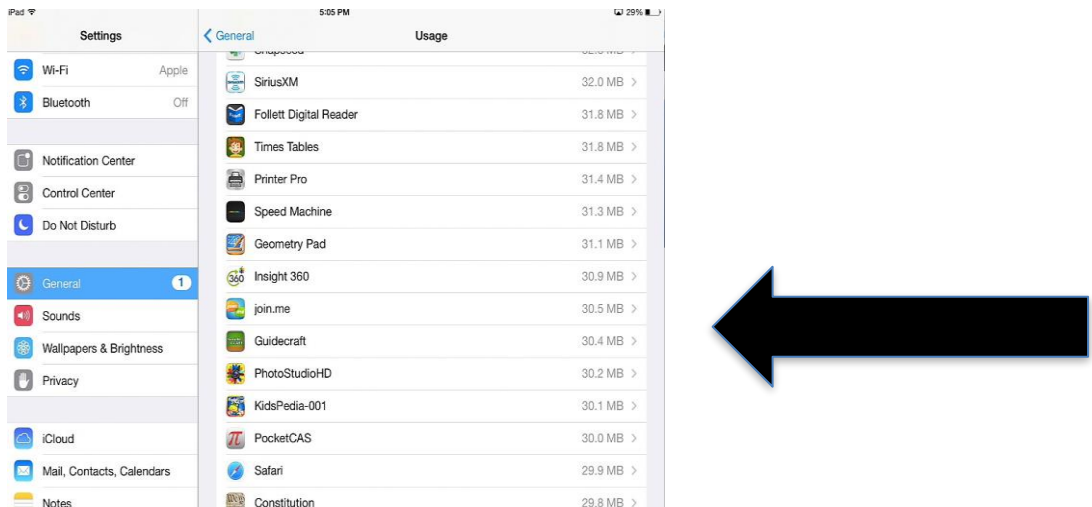
Tap on Settings

Tap on General on the left side

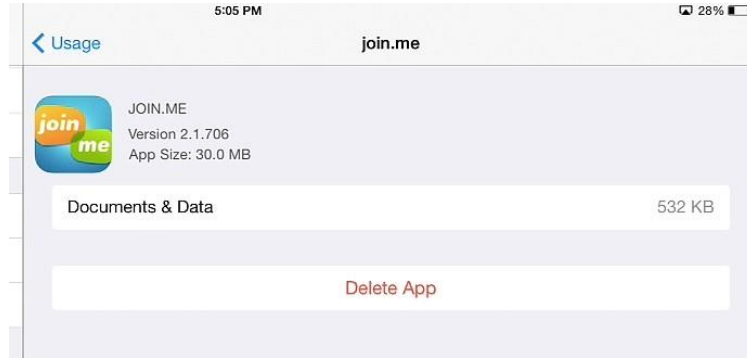
Scroll down and tap on iPad Storage



A list of apps will appear, in order from largest to smallest file size. This may take time if you have many apps.



To delete apps, tap on an App, then press Delete App; repeat as necessary.



**Please do not delete school apps. Please discuss with your child which apps are used for schoolwork. Here is an incomplete list of important school apps; there may be other apps used by specific teachers.

Canvas, WebDav, Showbie, Nearpod, Calculator, Pages, Keynote, Numbers, iMovie, Follett, iTunes U, iBooks, App Portal, Inkflow, Note Anytime, Adobe PDF, Join FileWave, Garageband, McGraw Hill, Pearson eText for Schools, Pearson eText, Pearson eText 2.0, and mathPad.

Step 2: Activate Restrictions

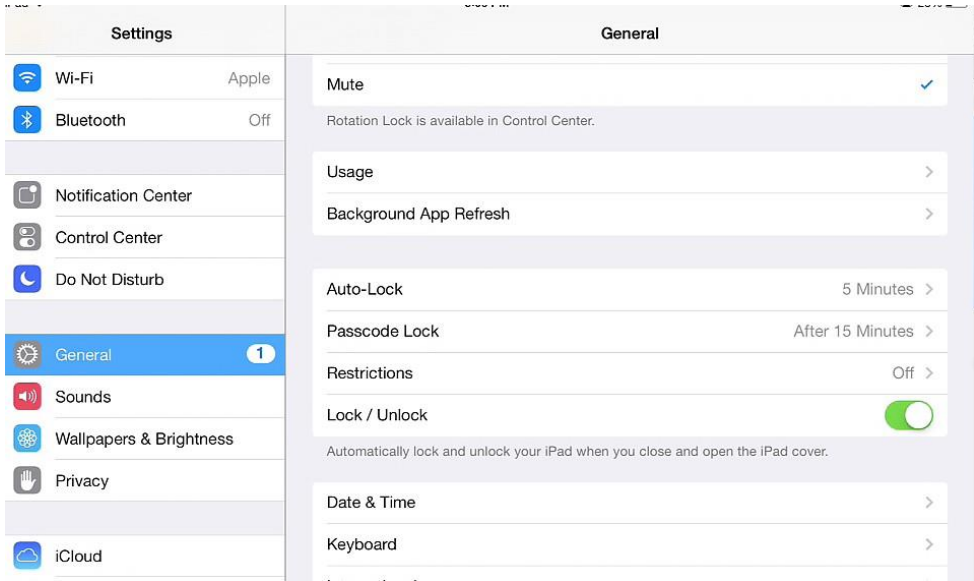
There are several items on the iPad that can be restricted from use. Some tools on the iPad, such as using the camera, may be necessary for school assignments.

The most effective restriction is to disable the installing of apps. This means students will not be able to get apps without permission.

Tap on Settings app

Tap on General

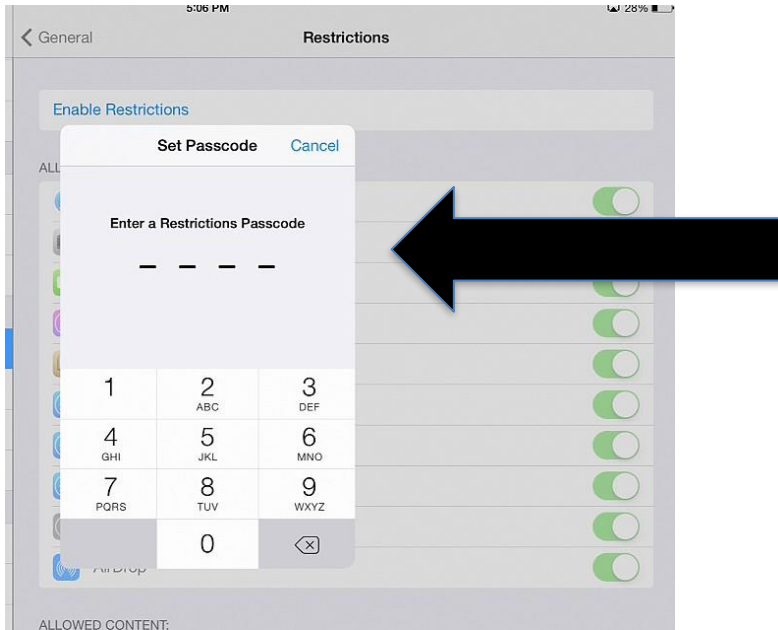
On the right, scroll down and tap on Restrictions



Tap on Enable Restrictions



Enter a four-digit code. Please **DO NOT** use an easy-to-guess number, such as a birthdate or address. The child must not know the Parent Restriction code, and the parent must not forget the code.



Flip the switches to activate restrictions.

When finished, press the round HOME button on the edge of the iPad

At this point, the iPad has been restricted.

Be sure to write down the restriction code in a place that is secure. PLEASE, DO NOT FORGET THE PASSCODE

